



# Kowa nonmyd 7

Non-mydriatic retinal camera



Now  
approved  
by the NDESP

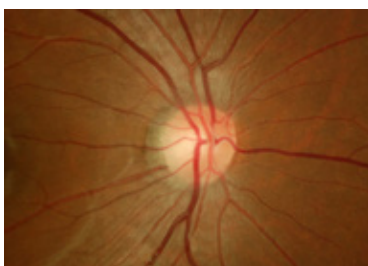
The Kowa nonmyd 7 camera for retinal screening has been approved for digital photography use in Diabetic Eye Screening by the NHS Diabetic Eye Screening Programme

[www.kowamedical.com](http://www.kowamedical.com)

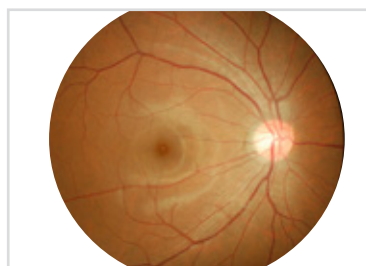
The Kowa nonmyd 7 is an easy to use, non-mydriatic retinal camera that offers high resolution retinal imaging in three easy steps – simply align, focus and shoot

With its dual optical magnifications for enhanced detail imaging (45° / 20°), high levels of clinical detail are captured enabling you to offer high quality patient care.

The camera can be used with a Windows desktop or notebook PC that is installed with Kowa's VK-2 digital imaging software allowing automatic image saving for viewing at your convenience.



20°



45°

### Key benefits

- Superior image quality of the retina and anterior for high quality patient care
- Easy to operate allowing more efficient workflow
- Durable, robust build quality
- Full user control for optimal performance
- A long term solution with upgradable DSLR camera back
- Efficient workflow through advanced networking & connectivity

### Product features

- 16 megapixel, high resolution using a Nikon® camera
- Internal 3 point fixation targets
- 45°/20° field by optical magnification for enhanced detail of clinical features
- Portable VK-2 imaging software included
- Fingertip control
- Connects to laptop or desktop Windows 7® PC (32/64 bit)
- Small pupil mode

### Options

- **External fixation light**

Retinal camera Non-mydratric	Retinal camera Special function	Software	Refraction	Diagnostic	Anterior
---------------------------------	------------------------------------	----------	------------	------------	----------

## Outstanding performance and easy operation

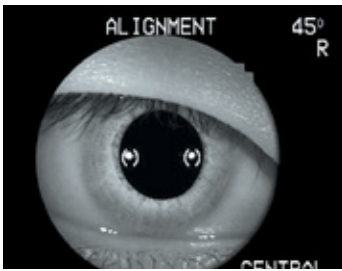
Kowa nonmyd 7 utilises a 16 megapixel digital camera offering high quality imaging together with an easy to use image filing software, Kowa portable VK-2.

'Plug and play' interface makes set-up and operation quick and easy. The camera can be used with a Windows desktop or notebook that is installed with Kowa's portable VK-2 digital imaging software allowing automatic image saving for viewing at your convenience.

Ideal for Diabetic Retinopathy screening (approved by the NDESP - NHS Diabetic Eye Screening Programme).

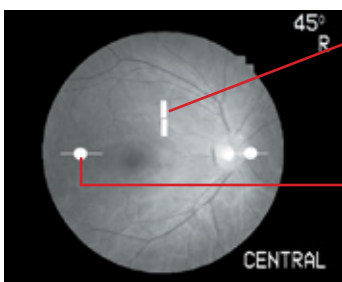


## Easy alignment



Once alignment of the anterior segment is made, simply press the button in front of the joystick to shift to the fundus alignment.

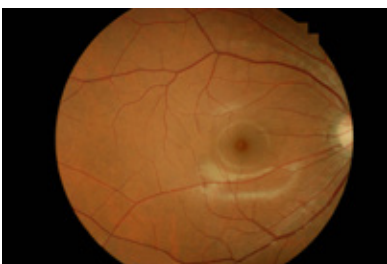
## Focus



Split luminous bars (focusing)

Alignment for working distance

## Shoot



Temporal



Central



Nasal

## Specifications

Field angle	45° / 20° two angles (optical)
Working distance	30mm (distance of examined eye to front end of objective lens)
Effective pupil diameter	ø4mm (small pupil mode: ø3.7mm)
Compensation range of examined eye	Without compensation: -15D ~ +13D - compensation: -33D ~ -11D + compensation: +10D ~ +40D
Focusing	Split luminous bars coincidence
Working distance adjustment	2 luminous dots indication type (anterior segment / fundus electrically switched)
Internal fixation target	4 fixed dots switching type
External fixation target	Red light, blinking (option)
Monitor	5.5 inch LCD monitor
Auto OFF function	With time setting function
Optical head base adjustment range	Forward / backward: 40mm Leftward / rightward: 100mm Vertical (electric): 30mm
Chin rest adjustment range	60mm (electric)
Applicable digital camera	Specific Nikon digital SLR camera
Power Supply	Input: AC100V - AC230V 50/60Hz Power Consumption: 200VA (normal) / 250VA (maximum)
Dimensions	310 (W) x 504 (D) x 548 (H) mm
Weight	2.1kg / 4.6lbs (excluding the attached digital SLR camera)

Images of the monitor are compositions.

nonmyd is a registered trademark of **Kowa Company, Ltd.** in the United States, Germany, Japan and other countries.

Specifications and appearances are subject to change without notice.



For further information please visit [www.kowamedical.com](http://www.kowamedical.com)



### Kowa Optimed Europe Ltd

Sandhurst House, 297 Yorktown Road, Sandhurst, Berkshire, GU47 0QA, UK.

Phone: +44 (0) 1276 937021. Facsimile: +44 (0) 1276 937 023.

E-Mail: [medicaluk@kowaoptimed.com](mailto:medicaluk@kowaoptimed.com)

Web: [www.kowamedical.com](http://www.kowamedical.com)

### Kowa Optimed Deutschland GmbH

Bendemannstraße 9, 40210 Düsseldorf, Germany.

Phone: +49 (0) 211 542184-00. Facsimile: +49 (0) 211 542184-10.

E-Mail: [medicalde@kowaoptimed.com](mailto:medicalde@kowaoptimed.com)

Web: [www.kowamedical.com](http://www.kowamedical.com)

DISTRIBUTOR:

KOWAISS017/PB\_1